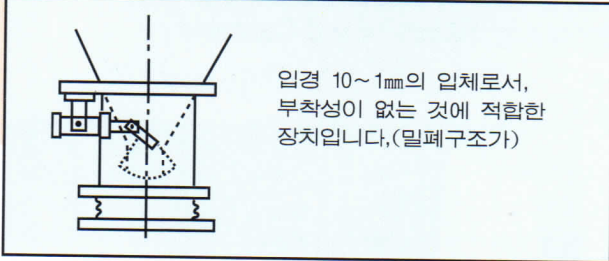


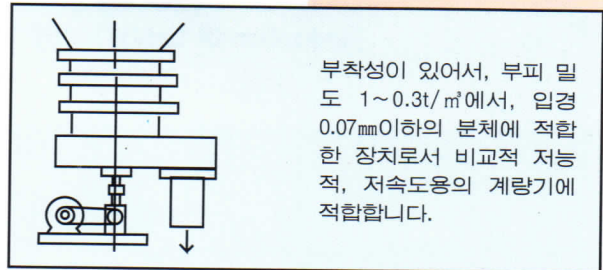
# 각종 공급 및 이송장치

●공급 및 배출장치의 선정은 Hopper Scale의 종류 및 원료의 특성(성질, 비중등)과 형상에 따라 다양한 공급장치를 선정하여 적용하며, 공급과 수송이 용이하도록 DESIGN을 합니다. (CAPACITY와 SIZE는 현장의 여건에 따라 변경 설계함.)

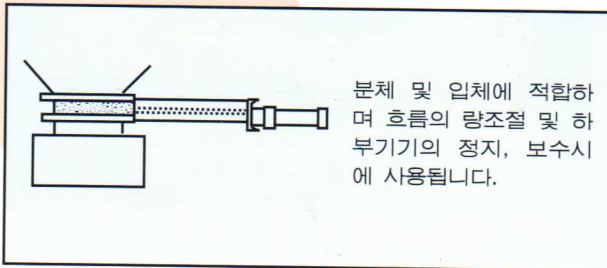
## ■ Gut Gate



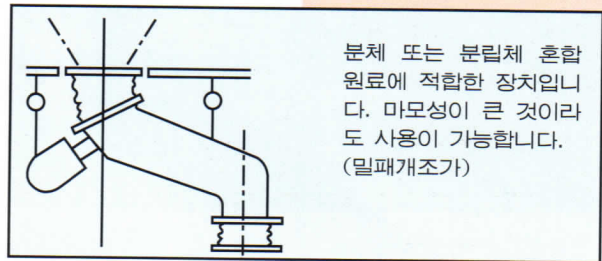
## ■ Disk Feeder



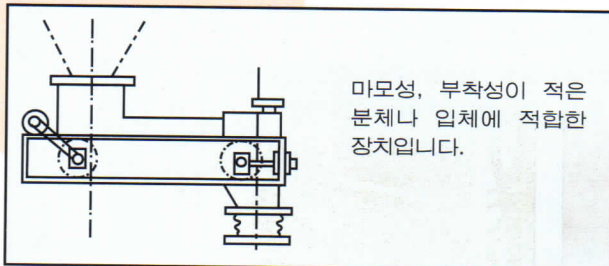
## ■ Slide Damper



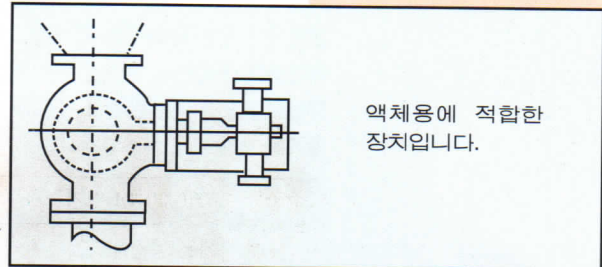
## ■ Vibrating Feeder



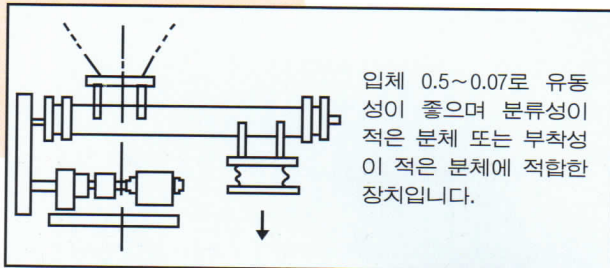
## ■ Belt Feeder



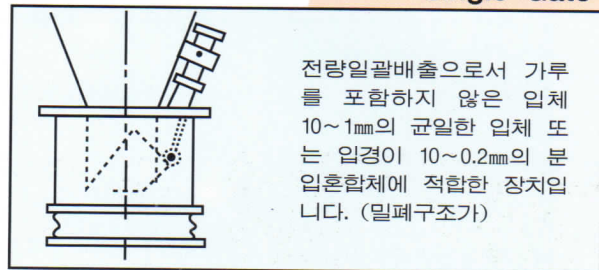
## ■ Auto Ball Valve



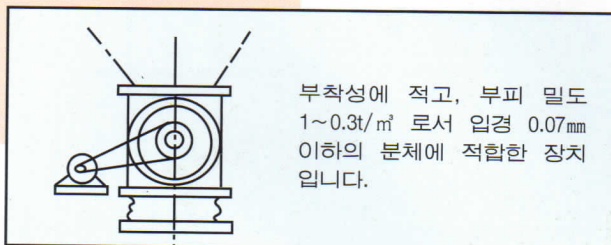
## ■ Screw Feeder



## ■ Single Gate



## ■ Rotary Feeder



## ■ Double Gate

